



Light of the WORLD

Learning English through the Bible

Unit A2-29



Pray, Review, and Preview


Bible Reading: Jesus Is Tempted in the Desert –
[Matthew 4:1-11](#); [Luke 4:1-13](#)

Theme: Parts of the body and senses

Pronunciation: /t/, /d/ and /id/ spelled -ed

Grammar: Simple past regular verbs

What do you see?

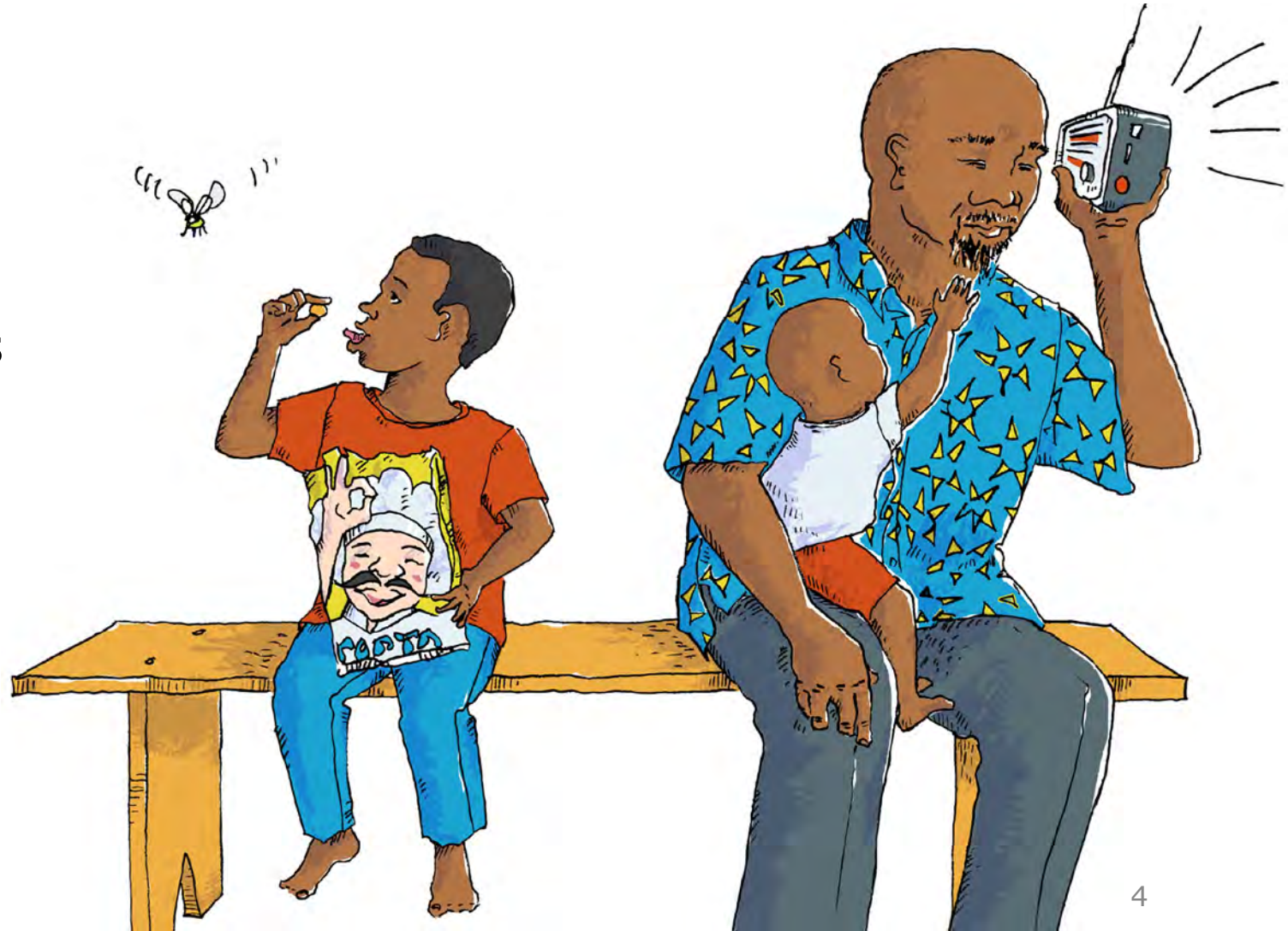


Relaxing in the Park

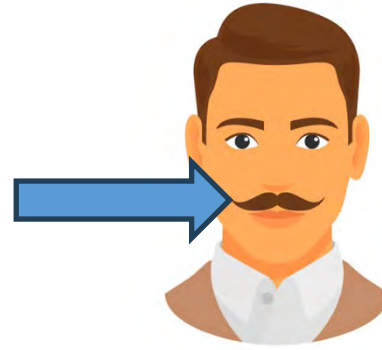
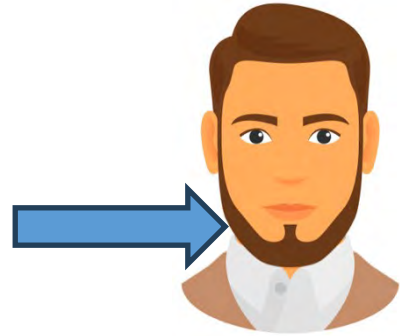
A father and his two sons sat on a park bench. The father listened to the radio as the toddler reached for his **face** and tried to **touch** his dad's **beard** and **mustache**.

The older son slowly ate some cheesy snacks from a bag. He held each snack between his **finger** and **thumb** for a moment before he popped it into his mouth. They **tasted** good, and his **lips** and **tongue** started to turn orange from eating so many.

Suddenly, he heard an insect buzzing and turned his **neck** to see it. It was a large bee! He waved it away and then shared his snacks with his brother.



Match the definitions to the correct words.



1. a neck

2. a beard

3. a moustache

4. a razor

- A. hair between a man's mouth and nose
- B. a body part between the head and shoulders
- C. a sharp tool used to shave hair
- D. hair below a man's mouth



Match the beginning and end of each sentence.

5. Put your **thumbs** up



6. I have 5 **fingers**



7. I move my **lips**



8. Her **face** always



E. when I talk and smile.

F. on each hand, and 5 toes on each foot.

G. shows her feelings.

H. to express something good.



Match the beginning and end of each sentence.

9. She **tasted**



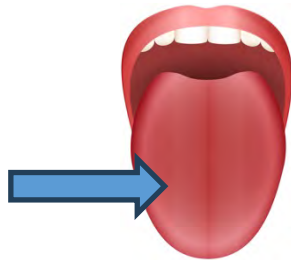
10. I **burned**



11. She **touched**



12. My **tongue**



I. the palm of my hand on the hot pan.

J. the fruit but didn't like it.

K. helps me to talk and taste food and drinks.

L. the soft animal with her hands.



Simple past regular verbs end in -ED.

	Question ?	Positive +	Negative -
1	Did she smell the flower?	Yes, she smelled it.	No, she didn't smell it.
2	Did you burn the food?	Yes, I burned it.	_____
3	_____ the paint?	Yes, I touched it.	No, I did not touch it.
4	Did you yawn a lot?	_____	No, I didn't yawn .



Spelling Rules for Simple Past Regular Verbs

	Base Verb	Simple Past	Spelling Rule
1	taste	tasted	If the word ends in E, just add D.
2	shave	_____	
3	translate	_____	
4	carry	carried	If the word ends in a consonant + Y, change the Y to I and add ED
5	study	_____	
6	marry	_____	
7	wrap	wrapped	If the word ends in 1 vowel and 1 consonant, double the last consonant and add ED.
8	stop	_____	
9	plan	_____	



Listen and repeat.

A: What do you do?

B: I'm **a barber**. I **cut hair and use a razor to shave men's faces**. I also **trim their beards and mustaches with scissors**. What do you do?

A: That sounds interesting! I work **as a chef**. I like to **cook and taste all the good food**. But yesterday **I burned my tongue on a piece of hot pizza**. **Now I can't taste anything**.

B: **Ouch! That's too bad! I hope your sense of taste improves soon**.



Three Ways to Pronounce -ED Endings.

1. /id/	2. /t/	3. /d/
Pronounce -ed as an extra syllable, /id/, only after /t/ or /d/.	Pronounce -ed as /t/ after unvoiced sounds: /p/, /k/, /ch/, /f/, /s/, /sh/, /th/	Pronounce -ed as /d/ after all other voiced sounds.
painted waited needed handed	talked stopped washed watched	stayed loved burned buzzed



Three Ways to Pronounce –ED Endings.

1. /id/	2. /d/	3. /t/	4. Challenge
waited	stayed	talked	
needed	loved	stopped	
painted	cleaned	touched	
handed	used	looked	
tasted	hugged	danced	

5. I waited after class and talked to my teacher.

6. We stayed outside last night and painted the fence.



Listen and repeat.

A. —	B. — --	C. — -
thumbs	visited	desert
tongues	teenager	faces
beard	elderly	finger
burned	mustaches	razor
touched	serious	tasted

Jesus Is Tempted in the Desert

[Matthew 4:1-11](#); [Luke 4:1-13](#)




Immediately after Jesus was baptized, the Holy Spirit led him out into the desert. Jesus ate nothing for 40 days and 40 nights and when it was finished, he was very hungry.


The devil came to Jesus and tempted him to sin. First, he said to Jesus, "If you are the Son of God, tell this rock to become bread so you can eat!"



Jesus answered him, "It is written in God's word, 'People do not only need bread in order to live, but they need everything that God tells them!'"



Then the devil took Jesus and in a moment of time showed him all the kingdoms of the world and all the wonderful things in them. The devil said to him, "I will make you king over all these places. You will have power over them, and you will get all the glory. It has all been given to me. I can give it to anyone I want. I will give it all to you, if you will only bow down and worship me"


 Jesus answered, "The Scriptures say, 'You must worship the Lord your God. Serve only him!'"

Then the devil led Jesus to Jerusalem and put him on a high place at the edge of the Temple area. He said to him, "If you are the Son of God, jump off to the ground, because the Scriptures say, 'God will command his angels to take care of you.' It is also written, 'Their hands will catch you, so that you will not hit your foot on a rock.'"






Jesus answered, "Get away from me Satan! The Scriptures say, 'You must not test the Lord your God.'"



The devil finished tempting Jesus in every way and went away to wait until a better time.

Then angels came and took care of Jesus.





Answer the questions.



1. Who led Jesus into the desert?
2. How long did Jesus go without food?
3. What was the first thing the devil tempted Jesus to do?
4. Why do you think the devil tempted Jesus?
5. What happened after the devil left Jesus?
6. How did Jesus answer each of the temptations?
7. What can you do when you are tempted?








Listen and write the correct verbs.



1. Ana _____ a cake for her grandmother.
2. Her brothers _____ the yard and _____ the tables.
3. The lemon cake _____ great and _____ beautiful.
4. Ana _____ _____ to forget anything.
5. The family _____ and kissed when they _____.
6. Grandma asked, "How _____ you _____ I like yellow?"








Partner A: Ask questions to complete the chart.

	Name	Verb	Object	Body Part	Time
	Sue		insect		yesterday
	Tim	listen		ears	
	Sara		flower		last week
	Joe	taste		tongue	
	Mary	touch		thumb	

- A. What did Sue do with the insect yesterday?
- B. She looked at the insect with her eyes.



Partner B: Ask questions to complete the chart.

	Name	Verb	Object	Body Part	Time
	Sue	look		eyes	
	Tim		music		8:00
	Sara	smell		nose	
	Joe		ice cream		Friday
	Mary		her neck		noon

A. What did Sue do with the insect yesterday?

B. She looked at the insect with her eyes.



Song – Head and Shoulders

Head and shoulders, knees and toes
Knees and toes
Head and shoulders, knees and toes
Knees and toes
Eyes and ears and mouth and nose
Head and shoulders, knees and toes
Knees and toes!

Ankles, waist and neck and lips
Neck and lips
Ankles, waist and neck and lips
Neck and lips
Forehead, back and thumbs and hips
Ankles, waist and neck and lips
Neck and lips!





1A. Homework – Write positive or negative sentences about the pictures in the simple past.

1 + 	Her lips moved quickly as she talked about her work.	4 - 	
2 - 		5 + 	
3 + 	©2020-2023 Literacy International	6 - 	



1B. Write questions about the pictures in the simple past.

7  ?		10  ?	
8  ?		11  ?	
9  ?		12  ?	

2A. Fill in the blanks with the correct verb form.

- A. (text) She sometimes texts with her thumbs, but yesterday she texted a message with her index fingers.
- B. (shave) He usually _____ his face in the morning, but yesterday he didn't _____ because he wants to grow a beard.
- C. (touches) She rarely _____ the hot stove, but earlier today she _____ it accidentally.
- D. (burn) Last Sunday we _____ two candles, but we normally don't _____ candles when we pray.
- E. (care) Angels came and _____ for Jesus after he was tempted. God is our Father and he always _____ for us.

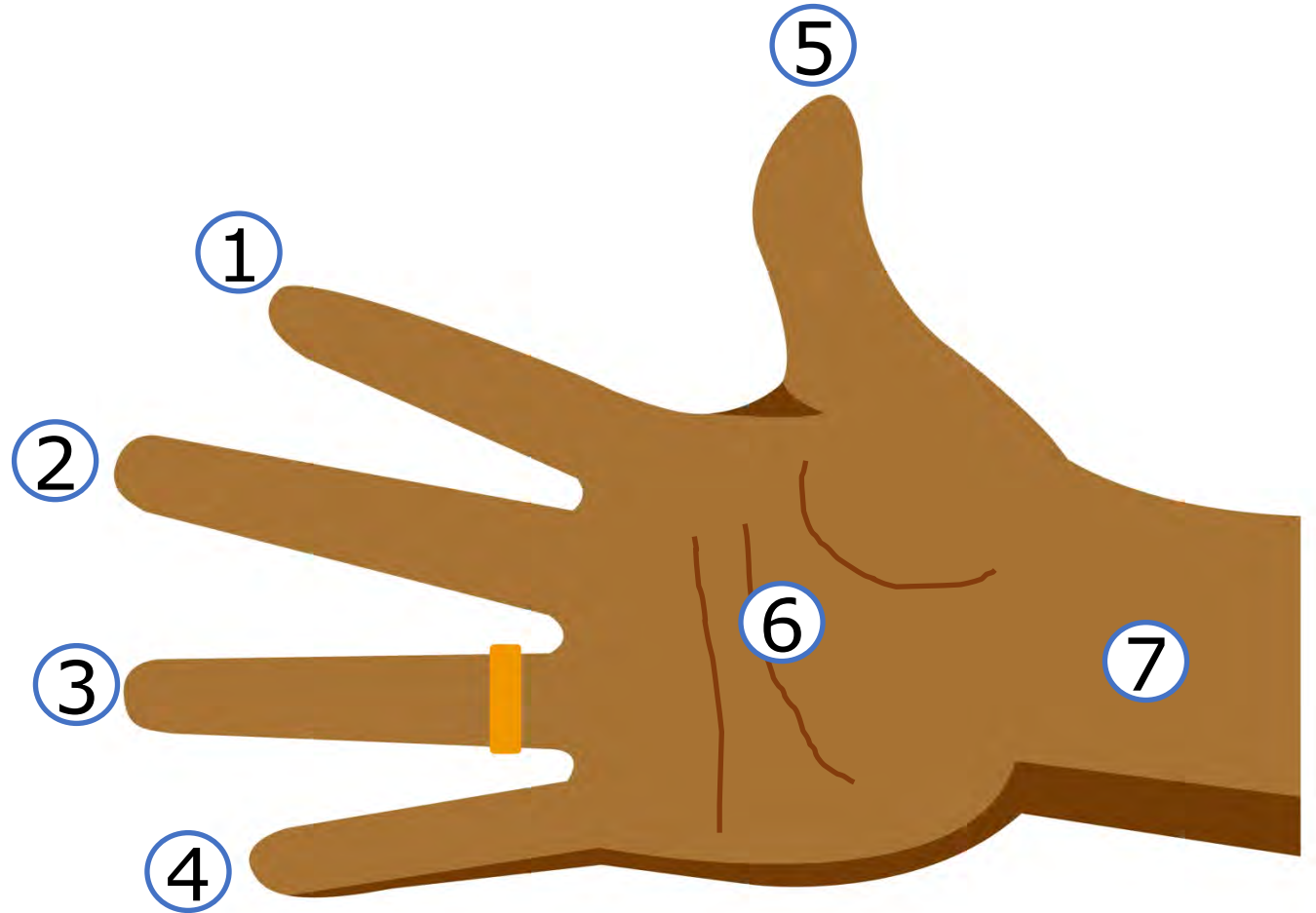


2B. Spell and say the simple past verbs.

	Base Verb	Simple Past		Base Verb	Simple Past
1	smile	smiled	9	wave	
2	worship		10	cry	
3	translate		11	repeat	
4	jump		12	confess	
5	play		13	donate	
6	hurry		14	wrap	
7	stop		15	plan	
8	carry		16	study	

2C. Match the names of the body parts.

- A. index finger 1
- B. thumb ___
- C. ring finger ___
- D. middle finger ___
- E. palm ___
- F. wrist ___
- G. pinky / little finger ___





3. Write questions and ask your partner.

Questions	Answers
1. How long <u>was Jesus tempted?</u>	For 40 days.
2. What did _____	
3. _____ taste _____	
4. _____ moustache _____	
5. _____ burn _____	
6. Why didn't _____	
7. When did _____	



4. Write the past tense verbs in the correct columns.

taste	help
stay	use
love	stop
look	wash
need	hug
decide	wait
move	tempt
fast	talk
shop	touch

/t/	/d/	/id/
		tasted



5. Write your Bible reading summary here. Use first, then, next, and finally.

6A. Choose 1 verse to memorize.

A

Jesus said to him, “Get away from me, Satan! The Scriptures say, ‘You must worship the Lord your God. Serve only him!’”

[Matthew 4:10 ERV](#)

B

Jesus answered him, “The Scriptures say, ‘It is not just bread that keeps people alive. Their lives depend on what God says.’”

[Matthew 4:4 ERV](#)



6B. Choose 1 verse to memorize and read the next verses.

C

"Remember, I commanded you to be strong and brave. Don't be afraid, because the Lord your God will be with you wherever you go."

[Joshua 1:9 ERV](#)

- Read the next lesson's Bible verses: [Matthew 4:12-25](#) and [Luke 4](#) in your language.



7A. Read the pronunciation article.

Learning to pronounce words correctly is quite important in English. There are certain things you need to know about your tongue, lips, and teeth to make the right sounds.

Let's start with the tongue. It's a special muscle in your mouth that can move in different ways to make different sounds. For example, when you say words like "think" or "three," your tongue goes between your top and bottom front teeth. It's also important to know that when you say the letter "L" or "T" your tongue touches the roof of your mouth.



Next, are the lips. They help us make sounds like /p/, /b/, and /m/. When you say the /p/ sound, your lips press together and then open to let out a little burst of air. For the /b/ sound, your lips are in the same position, but your voice also makes a sound. And when you say the /m/ sound, your lips stay closed, and the sound comes out of your nose!





7B. Read the pronunciation article.

Lastly, your teeth can affect some sounds too. Your top front teeth touch your bottom lip when you make the /f/ and /v/ sounds. And the /s/ and /z/ sounds are made when air goes through the little gap between your teeth while your tongue is near the roof of your mouth.



To get better at pronouncing words, it's good to practice the positions of your tongue, lips, and teeth. You can do exercises, look in a mirror, listen to how others say words, and ask your teacher for help.

In summary, knowing how your tongue, lips, and teeth work can help you pronounce English words correctly. By practicing and learning from others, we can get better at speaking clearly and being understood by everyone.



7C. Answer the questions about pronunciation.

- A. What parts of our mouths do we use to speak?
- B. Which sounds do we make with our lips pressed together?
- C. How do we make the /f/ sound?
- D. How can we get better at pronunciation?
- E. Which words are the most difficult for you to pronounce?
- F. How do you practice pronouncing English?



9. Now I Can...

- I can talk about different body parts and senses.
- I can understand, say, read, and write the 12 vocabulary words.
- I can use the simple past tense to talk about past actions that are finished.
- I can pronounce and spell regular past tense verbs.
- I can understand how Jesus was tempted.




Closing Prayer

Help us share the Light of the World!

Thank you for using our materials. If these lessons are a blessing to you, please consider [giving](#) to help others learn English through the Bible.

For more information, visit LiteracyInternational.net



Appendix



- How to Use Lessons: bit.ly/UsingLOTW
- Irregular Verb List: bit.ly/IrregVerb
- Lesson Downloads: bit.ly/DownloadLOTW
- Order Books: bit.ly/3PIPuRg
- Share Your Feedback: bit.ly/FeedbackLOTW
- Table of Contents: bit.ly/ContentsLOTW
- Video Channel: youtube.com/c/LiteracyInternational
- Videos A2 Lessons: bit.ly/A2LessonVideos
- Vocabulary List: bit.ly/VocabLOTW
- Website: LiteracyInternational.net

Acknowledgements

We would like to thank the entire Light of the World volunteer team for their hard work and creativity in making this project possible. For all those around the world who prayed, wrote, edited, narrated, illustrated, sang, tested, and gave generously for this curriculum, we appreciate you sharing the love of Jesus through the gift of English. Our team members include:

Anonymous	EasyReadEnglish.com	Nancy Kingdon	Amy Martin	Ashlyn Shrimplin
Jean Ato	Don Edic	Dorothy Konadu	Diana Martz	Leah Sprague
Bradley Baurain	Peggy Fergus	Macy Lake	Christy McPherson	Macie Stuckman
Joshua Blake	MaryBeth Gahan	Martha Lane	Tracy Meddaugh	Carole Svensson
Rachael Braggs	Melina Gallo	Audrey Larsen	Barbara Newsome	Ellie Talalight
Larry Buell	Alicia Gentile	Tai Young Lee	Brenda Nielsen	Peter Talalight
Cindy Campbell	Prakash Chandra Giri	Aden Lewis	Danielle Nowe	Weston Talalight
Christian Cha	Ellenor Gopal	Bruce Lewis	Deborah O'Donnell	Rachel Tamang
Olivia Cheney	Jill Gramzow	Elena Lewis	Georg Ort	Darrell Turner
Hannah Clark	Rachel Grijincu	James Lewis	Martha Ort	Graham Whitmore
Nancy Cobb	Carol Hale	Micah Beth Lewis	Deb Payne	Cheri Wilke
Emily Cox	Emily Hamilton	Tim Lewis	Linda Petrie	Mackenzie Williams
Marilyn Dano	Patty Hickman	Ward Lewis	Joan Phelps	Muchun Yin
Susanna Diallo	Lyudmila Ivanyuk	Johnny Lukashevich	Sara Scazero	Ted York
Alyssa Dokolas	Debbie Johnson	Gail MacMillan	Hannah Schmokel	Anita Zeifert
Hephzi Davidson	Carey Jo Johnston	Ivan Mader		

Bible story and pictures on slides 14-18 adapted from the original work by unfoldingWord available from <https://openbiblestories.org>